

# MaxMotion

## PERFORMANCE DATA SHEET

Meets or exceeds MEPS, as described by the US DOE in docket 10CFR431 and NRCAN's Amendment 14

Catalogue #: **MPS-8016**

HP	kW	Voltage	S.F. @ 60Hz	EFF.	P.F.	Frame	Design	L.R. Amps
0,5	0,37	575	1,15	77,0%	0,695	80	B	8

60 Hz								
FLA							Code	F.L. RPM
208	230	416	460	480	575	600		
/	/	/	/	/	0,7	/	K	1140

50 Hz								
FLA			S.F. @ 50Hz	Efficiency	Power Factor	Code	F.L. RPM	
190	380	415						
/	/	/	/	/	/	/	/	

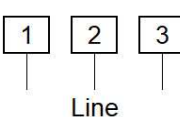
Wgt. Lbs	PH	Duty	Insul. Class	Amb.	Elevation	Temp. Rise° C
38,5	3	Cont.	F	40°C	1000M (3300 Ft)	58

% Efficiency		% Power Factor		Torque		Winding Resist. Ω	Safe Cold Start (Secs)
Full Load:	77,0%	Full Load:	0,70	Full Load Ft/Lbs	2,3		
3/4 Load:	73,8%	3/4 Load:	0,59	Locked Rotor %	240	/	12
1/2 Load:	67,0%	1/2 Load:	0,45	Break Down %	320		

Rotor Inertia Wk2 Lb-Ft2	Max Load Inertia Wk2 Lb-Ft2	Shaft Material	Frame Material	DE Bracket Type	ODE Bracket Type	Enclosure	NEMA Rating	Lead Wire Size
/	/	Stainless Steel 304				TENV	IP66	0

Ball Bearings		Grease	Mount Type	Orientation	Paint	Sound Pressure @ 3FT	Sound Power
DE	ODE						
6204	6204	Sealed Bearings	Rigid	Horizontal	-	/	/

Inverter Duty. Motor meets MG1 parts 31.4.4.2	Constant Torque Range	Variable Torque Range	Constant HP RPM
	10:1	20:1	/

WIRING CONNECTION DIAGRAM :	D	Nema C (IEC L) Dimension (mm)	305 mm
63 - 132, Single Voltage, DOL, 3 Leads WYE Connection 575 VAC 3 phase  			

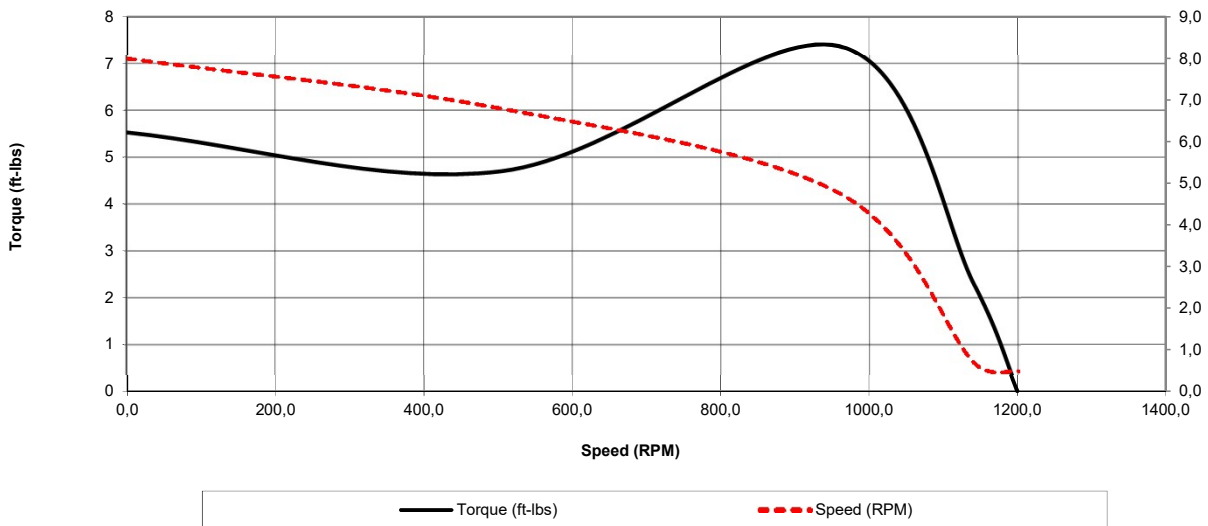
Date: 2019-01-29  
 Customer: \_\_\_\_\_  
 Contact: \_\_\_\_\_  
 Submittee: J.C. Lavallée

Catalogue #: **MPS-8016**

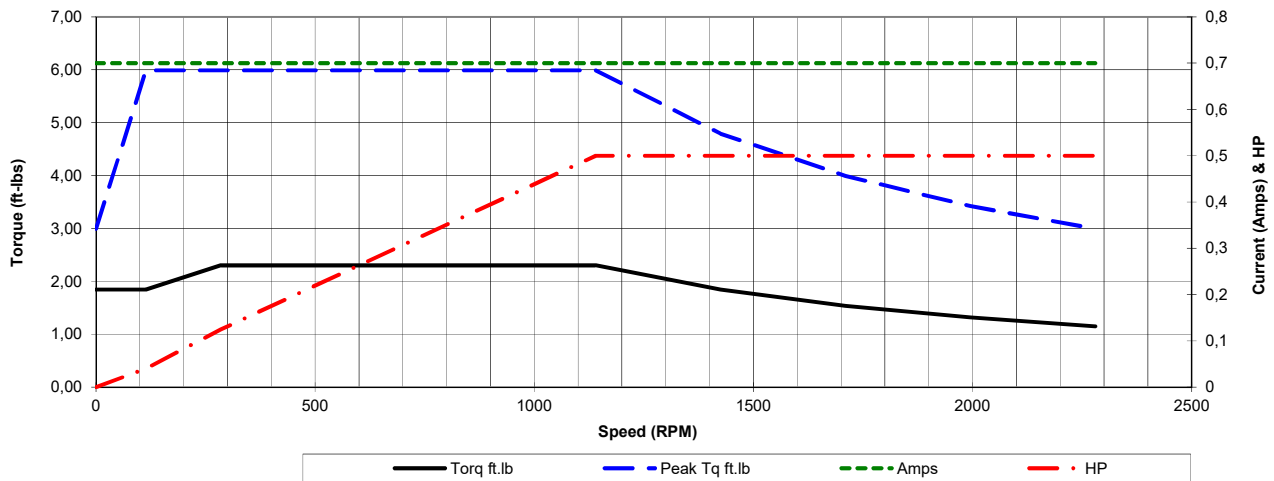
Meets or exceeds MEPS, as described by the US DOE in docket 10CFR431 and NRCan's Amendment 14

HP	VAC	RPM	Enclosure	Frame	Frequency	Design	Poles	LR Code Letter	Insulation Class	Temp. Rise °C
0,5	575	1140	TENV	80	60	B	6	K	F	58
	0Hz	6Hz	15Hz	30Hz	45Hz	60Hz	75Hz	90Hz	105Hz	120Hz
Amps	0,7	0,7	0,7	0,7	0,7	0,7	0,7	0,7	0,7	0,7
RPM	0	114	285	570	855	1140	1425	1710	1995	2280
Torq ft.lb	1,84	1,84	2,30	2,30	2,30	2,30	1,84	1,54	1,32	1,15
Peak Tq ft.lb	2,99	5,99	5,99	5,99	5,99	5,99	4,79	3,99	3,42	2,99
HP	0	0,0	0,1	0,3	0,4	0,5	0,5	0,5	0,5	0,5
	Locked Rotor	Pull-Up	Breakdown	Rated Load	Idle	Duty	S. F.	Ambient	Elevation	dBa @ 1M
Speed (RPM)	0,0	504	960	1140	1200	Continuous	1,15	40°C	3,300 ft	/
Current (Amps)	8,0	6,8	4,8	0,7	0,5	VFD Rating: Meets MG1 parts 31.4.4.2				
Torque (ft-lbs)	5,5	4,7	7,4	2,3	0,0	C.T.	10:1	V.T.	20:1	

Motor Speed Data



Motor Torque Capability vs RPM



Date: 2019-01-29  
 Customer: \_\_\_\_\_  
 Contact: \_\_\_\_\_  
 Submittee: J.C. Lavallée

Catalogue #: **MPS-8016**

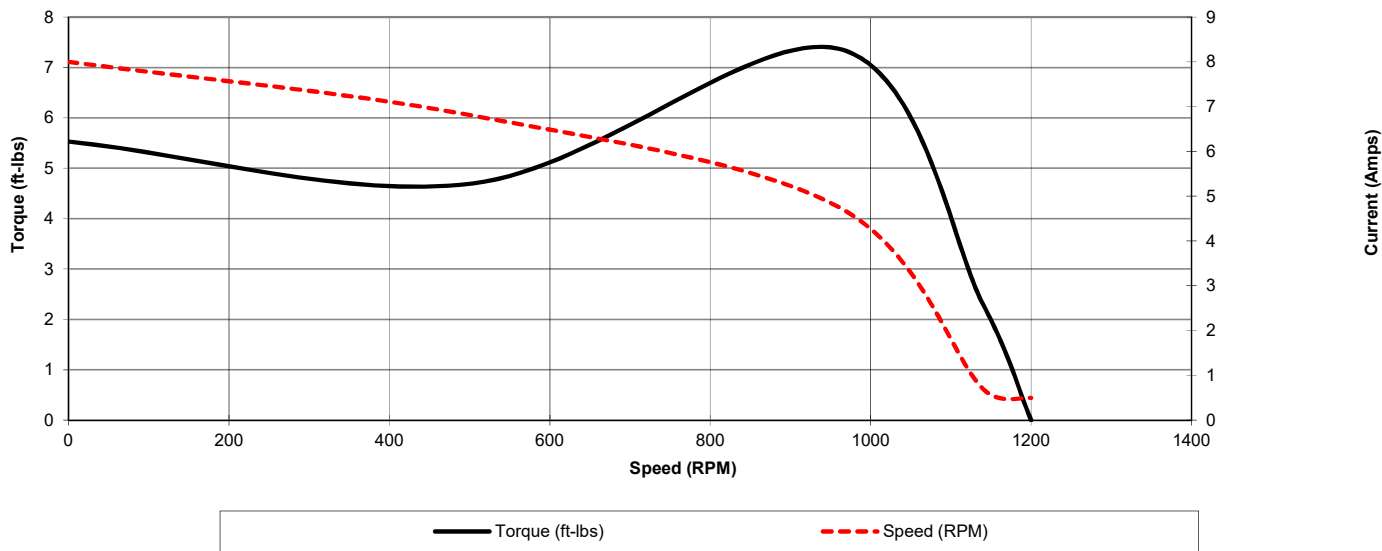
Meets or exceeds MEPS, as described by the US DOE in docket 10CFR431 and NRCan's Amendment 14

HP	VAC	RPM	Enclosure	Frame	Frequency	Design	Poles	LR Code Letter	Insulation Class	Temp. Rise °C
0,5	575	1140	TENV	80	60	B	6	K	F	58

Load %	0%	25%	50%	75%	100%	125%	150%
Amps	0,50	0,53	0,57	0,62	0,70	0,88	1,05
Torq ft/lbs	0	0,55	1,12	1,71	2,30	2,92	3,55
RPM	0	1185	1170	1155	1140	1125	1110
Eff	0	58,75	66,99	73,84	77,00	75,48	73,31
PF	0	29,9	45,2445	58,7275	69,5	70,9	73,0

	Locked Rotor	Pull-Up	Breakdown	Rated Load	Idle	Duty	S. F.	Ambient	Elevation	dBA @ 1M
Speed (RPM)	0	504	960	1140	1200	Continuous	1,15	40°C	3,300 ft	/
Current (Amps)	8	6,8	4,8	0,7	0,497	<b>VFD Rating: Meets MG1 parts 31.4.4.2</b>				
Torque (ft-lbs)	5,53	4,70	7,37	2,30	0,0					

Motor Speed Data



440T, 480T Dual Voltage DOL & Load WYE Connection

Motor Load Data

